

PHYS222
Uncertainty Notes for The Thin Lenses Experiment

The uncertainty for the **Lens Equation** (i.e., $\frac{1}{f} = \frac{1}{p} + \frac{1}{q}$) is given by the relationship

$$\delta f = f \sqrt{\left(\frac{q}{p(p+q)} \delta p\right)^2 + \left(\frac{p}{q(p+q)} \delta q\right)^2}$$

where δp and δq are the uncertainties in object and image distances respectively.

We can assume that the uncertainty in object distance δp (i.e., the distance from the lens to the object or light source) is small compared to the uncertainty of the image distance δq (i.e., the distance from the lens to the image). This is a good approximation if we fix both the light source (i.e., the object) and lens and **vary only the image while focusing**.

This yields an object uncertainty δp of approximately $\sqrt{\left(\frac{1}{2}mm\right)^2 + \left(\frac{1}{2}mm\right)^2} = 0.707mm = 0.07cm$ which we can ignore. *This value is an order of magnitude smaller than the typical error δq in image distance. See table below.*

Thus we can use the following approximation for the uncertainty of the lens equation

$$\delta f \approx f \left(\frac{p}{q(p+q)} \delta q \right) \quad \text{Eq-1}$$

where
$$\delta q = \frac{fuzzy_1 - fuzzy_2}{2} = \frac{\Delta fuzzy}{2}.$$

Since we make 5 measurements we will use the average of the 5 uncertainties in our final result to go along with the average of the 5 focal lengths. See table below for δq .

The **uncertainty for the conjugate foci equation** (i.e., $f = \frac{L^2 - d^2}{4L}$) is given by

$$\delta f = f \sqrt{\left[\left(\frac{L^2 + d^2}{(L^2 - d^2)L} \delta L\right)^2 + \left(\frac{2d}{L^2 - d^2} \delta d\right)^2\right]}$$






For the same reasons given above we can ignore the uncertainty between light and screen (i.e., $\delta L \approx 0$) and use

$$\delta f = f \left(\frac{2d}{L^2 - d^2} \delta d \right) \quad \text{Eq-2}$$

where
$$\delta d = \sqrt{\left[\frac{\Delta fuzzy_{left}}{2}\right]^2 + \left[\frac{\Delta fuzzy_{right}}{2}\right]^2}$$

DATA TABLE for LENS EQUATION ONLY

Note that focal length from part one (i.e., the distance object method) is denoted by f_{dist_obj}

Trial	Lens location on optics bench <i>[This column is simply to tell you where to place lens in next column]</i>	object distance p [Lens distance from light source] (cm)	Screen (image) location on optical bench [fuzzy ₁ /clear/fuzzy ₂ measurements] (cm)	Image distance q <i>[distance of image from lens]</i> (cm)	focal length (cm)	δq [$\Delta fuzzy/2$] (cm)	δf (cm)
1	$7 \times f_{dist_obj} =$						
2	$6 \times f_{dist_obj} =$						
3	$4 \times f_{dist_obj} =$						
4	$2 \times f_{dist_obj} =$						
5	$1.75 \times f_{dist_obj} =$						
Example $f_{dist_obj} =$ 19.6 cm)	$8 \times 19.6\text{cm} =$ 156.7cm Use 160cm	160 cm	182.6cm/183.4/183.9 183.9cm-182.6cm = 1.3 cm	183.4cm – 160 cm= 23.4 cm	(using lens eq) 20.4 cm	1.3cm/2= 0.65cm use 0.7	Using Equation 2 from above $\delta f = \pm 0.5$